




Clifford Bridge Academy

Reception Parents' Meeting



Monday 17th June 2024



Clifford Bridge Academy



- 2 form entry - 60 children per year group
- 458 children from Nursery to Year 6
- EYFS = Nursery and 2 Reception classes



Clifford Bridge Values



KINDNESS



NURTURE



RESILIENCE



CURIOSITY



INTEGRITY



JOY



Joy



KINDNESS



NURTURE



RESILIENCE



CURIOSITY



INTEGRITY



JOY



Kindness



KINDNESS



NURTURE



RESILIENCE



CURIOSITY



INTEGRITY



JOY





Integrity



KINDNESS



NURTURE



RESILIENCE



CURIOSITY



INTEGRITY



JOY



Curiosity



KINDNESS



NURTURE



RESILIENCE



CURIOSITY



INTEGRITY



JOY





Nurture



KINDNESS



NURTURE



RESILIENCE



CURIOSITY



INTEGRITY



JOY



Resilience



What do the children say?



EYFS team



Mrs Gardiner
RG class teacher



Mrs O'Brien
EYFS Phase Leader
Nursery Teacher



Mr Wilson
RW class teacher

EYFS team



Mrs Harris
Teaching Assistant
RG




Miss Minton
Teaching Assistant
RW



Mrs Dix
Teaching Assistant
RW

Aims of the evening



- ✿ A brief look at the Early Years curriculum
- ✿ How we will help and teach your child to learn
- ✿ Tapestry-online learning journals
- ✿ Starting school
- ✿ A day in Reception
- ✿ What you can do to help and support your child at home



Learning in the Early Years Foundation Stage (EYFS)



Communication and
Language




Personal, Social and
Emotional Development



Physical Development

Learning in the Early Years Foundation Stage (EYFS)

Literacy



Understanding the World



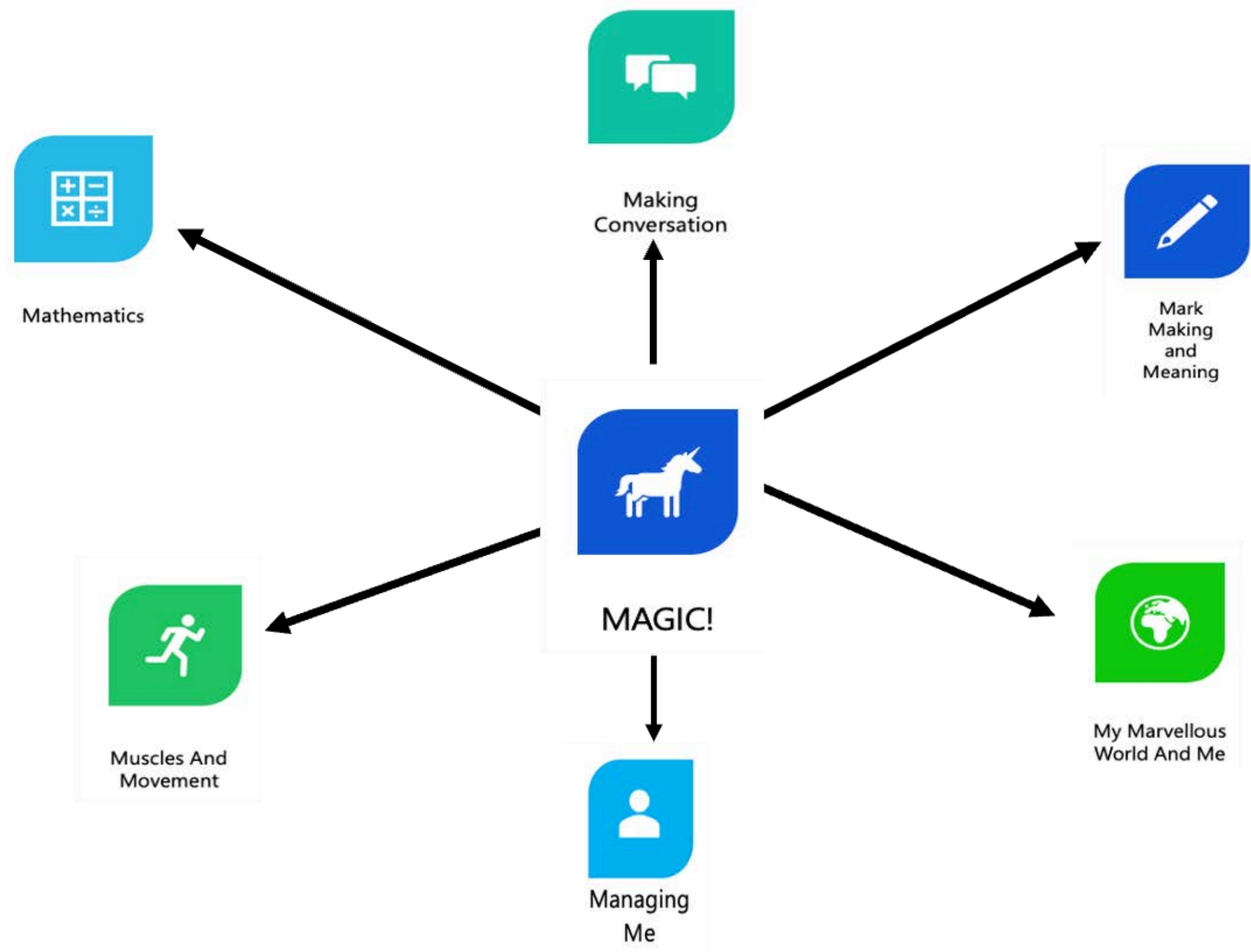
Mathematics



Expressive Arts and Design



EYFS at Clifford Bridge - the Ms



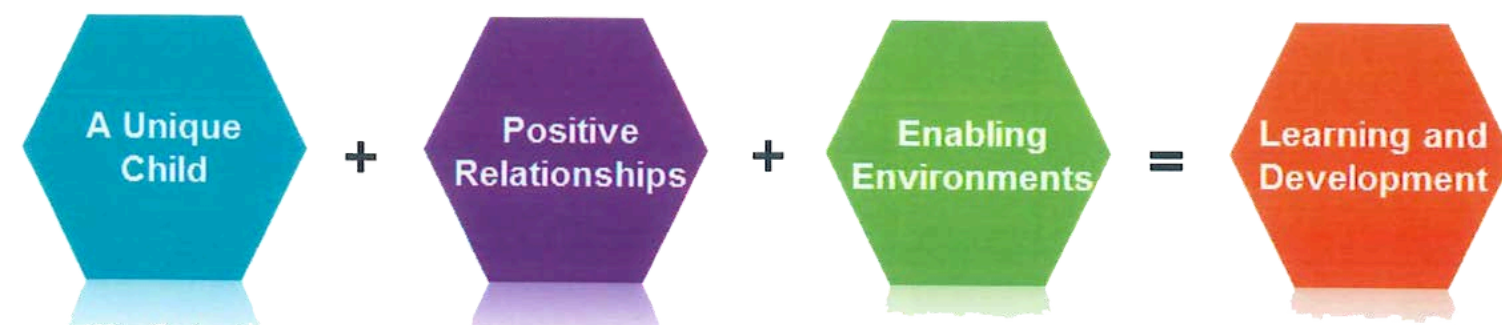
Learning through play



Child-initiated
activities



Adult-led
activities





Tapestry Learning Journals



- ✿ Your child's learning is recorded using Tapestry on-line Learning Journals
- ✿ EYFS staff record children's learning and progression using iPads
- ✿ Parents can view their child's journal on mobile devices, tablets/iPads and on home computers at any time!
- ✿ Parents can comment on observations or even add their own!



How is the data protected?

- ✿ A password and PIN is required to access Tapestry for all users.
- ✿ Parents can only view observations of their child (or with permission group/class observations).
- ✿ This site is hosted on Tapestry's own UK based servers in a secure data centre.
- ✿ Every school's data is stored separately.
- ✿ Data is encrypted to a very high level.

A typical day in Reception



8.35-8.45	Children arrive in Reception classes. An early morning learning activity is available such as name writing.
8.50	Registration and lunch choices
8.55	Carpet time e.g. phonics, reading or writing.
9.30	SNACK TIME
9.45	A mixture of child-led learning and adult directed activities indoors and outdoors
11.15	Carpet time e.g. mathematics focused learning
11.35	Children wash hands and prepare for lunchtime
11.45	LUNCH TIME
12.45	Registration and warm-up
1.00	Carpet time e.g. theme focused learning based around the topic of the week
1.20	A mixture of child-led learning and adult directed activities indoors and outdoors
2.40	Carpet time e.g. songs, stories or circle time.
3.00	Children prepare bags, coats and belongings ready for home time
3.15	HOME TIME



Reading and Writing



- ✿ All our reading and writing is taught through a phonics scheme called 'Read Write Inc.'
- ✿ Read Write Inc. encourages children to know all their single sounds first (phonemes) and then moves on to blending the sounds to support reading
- ✿ Your child will initially be bringing home a story book without words to share
- ✿ Once they have learnt their sounds and are beginning to blend some simple words they will be given a reading book from our reading scheme alongside some high frequency words to take home



Universal Infant Free School Meals



- Currently, the government fund free school meals for children in Reception, Year 1 and Year 2.
- Daily choice: meat, vegetarian, jacket potato
- Cold sandwiches also available



Three week
rolling menu

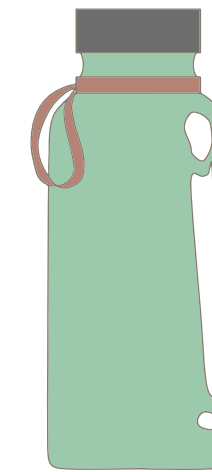


Starting school



Your child will need:

- Uniform
- School book bag
- Wellies
- Spare clothes (including underwear) in a plastic or drawstring bag for their peg
- Water bottle



Please label all items of clothing including wellies and shoes with your child's full name.



Uniform at Clifford Bridge



White polo-shirt

Red jumper/cardigan

Grey
shorts/trousers/
dress/skirt

Black/grey/red
socks/tights

Black school shoes



CLIVE MARK

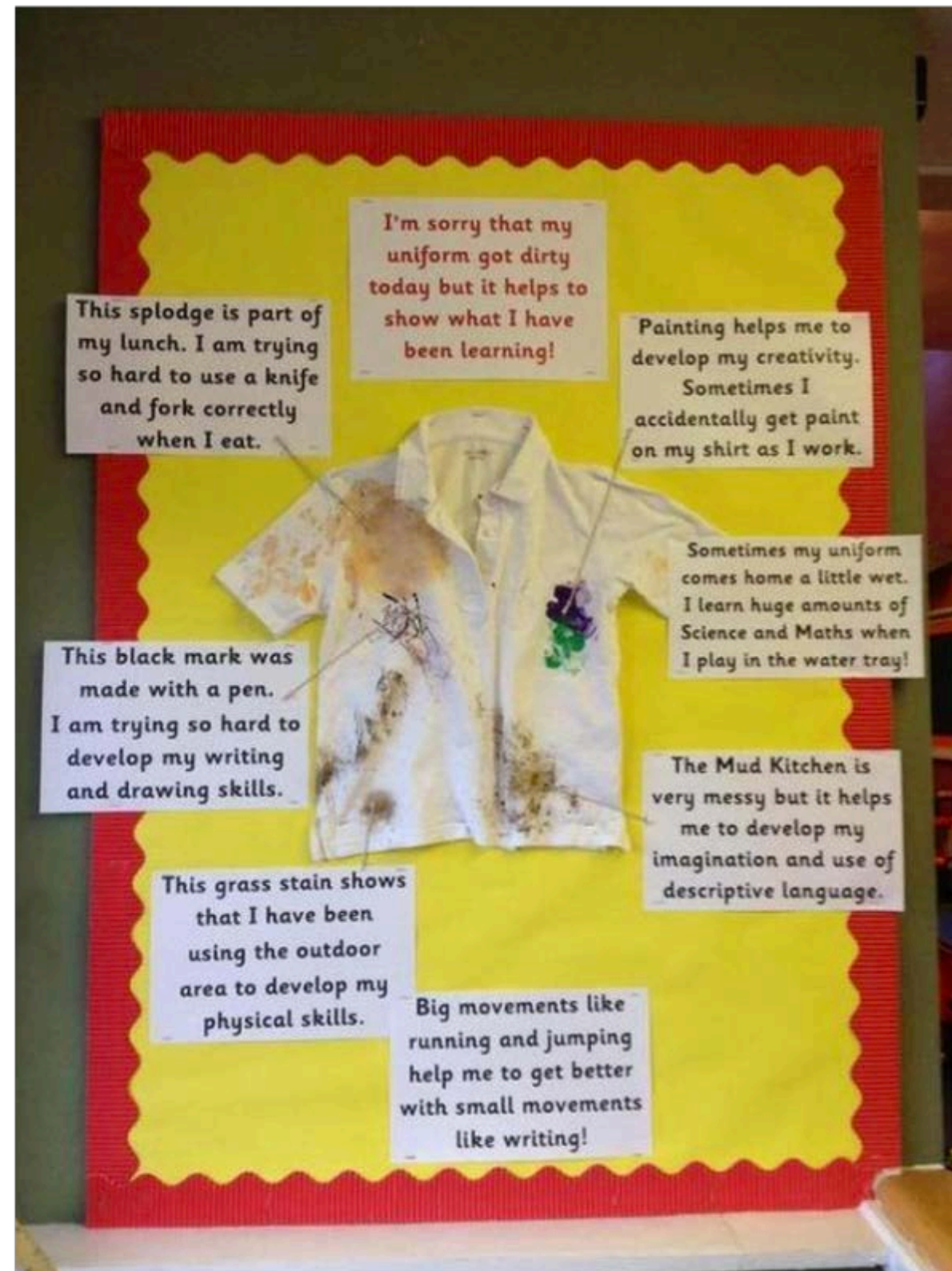
ESTABLISHED 1965



Please label all items of clothing including wellies and shoes
with your child's full name.



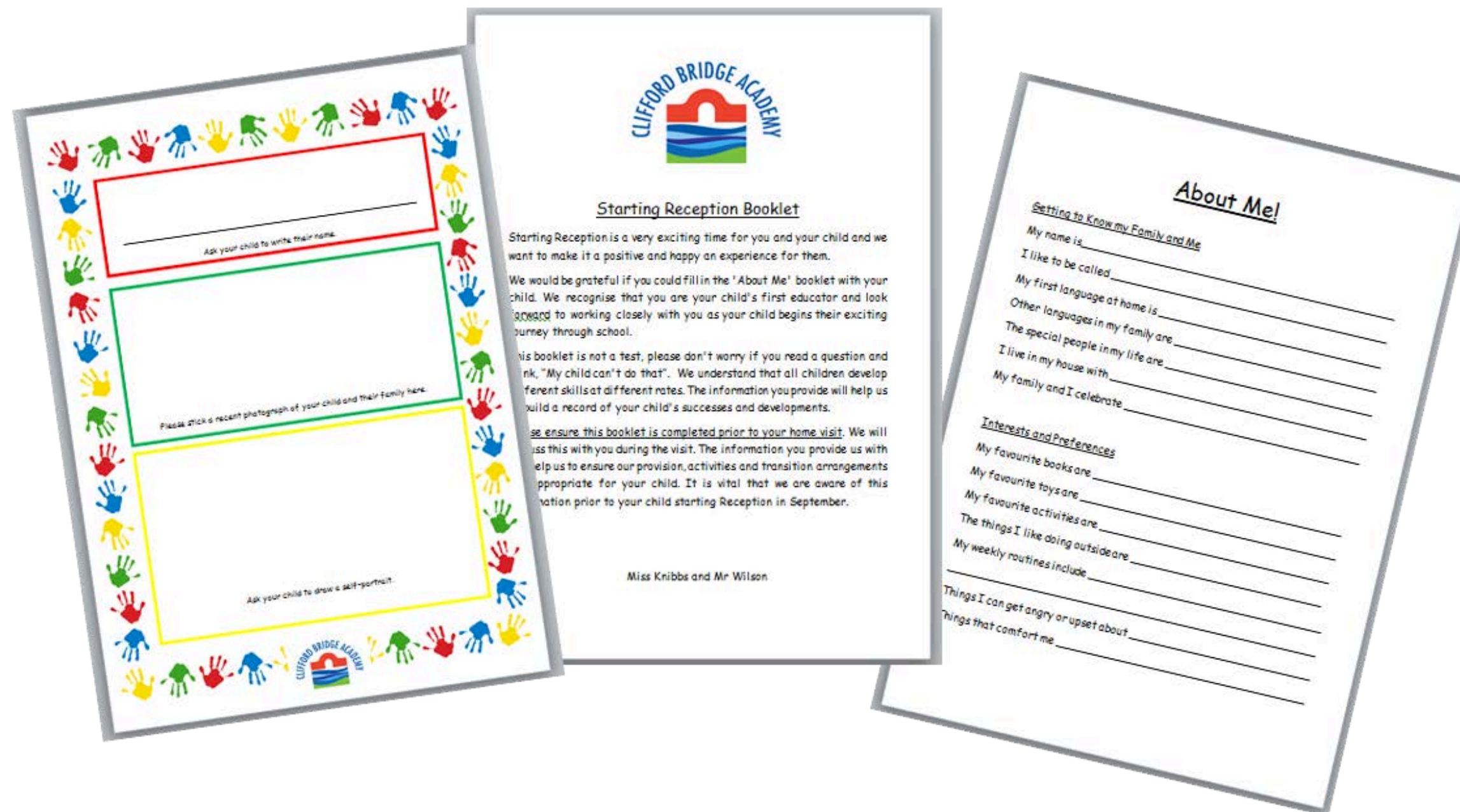
Messy play in Reception



Sometimes we get messy
when we're learning!

About Me!

Please ensure the 'Starting Reception' booklet is completed and sent back with your admission forms.



Home visits



- ✿ An opportunity to meet your child before they start Reception.
- ✿ 15-20 minute visit
- ✿ Teacher and Teaching Assistant


Home visits will take place on the following days:
Tuesday 25th June, Tuesday 2nd July and Friday 6th September

Please note: Only children who are new to Clifford Bridge need a home visit. 😊

Transition visits



We have 2 opportunities for your child to visit us before they start school in September:



✿ Wednesday 3rd July

9.30am - 11.30am - Clifford Bridge Nursery children

12.30pm - 2.30pm - Children new to Clifford Bridge

Parents are welcome to stay with their child for the first part of the session

✿ Tuesday 16th July 9.30am - 10.30am (All children)

Please can parents let their child attend this session by themselves

Start dates and times



Monday 2nd September	Tuesday 3rd September	Wednesday 4th September	Thursday 5th September	Friday 6th September
INSET No children are in school today	INSET No children are in school today	INSET No children are in school today	Reception Home Visits (Yr 1-6 start)	Reception Home Visits
Monday 9th September	Tuesday 10th September	Wednesday 11th September	Thursday 12th September	Friday 13th September
Reception in – half day Half in am Half in pm	All in 8:45- 11.45	All in 8:45- 12:45 Staying for lunch	Reception in full time 8.45-3.15	Reception in full time 8.45-3.15

An e-mail will be sent out to parents before the end of term with your child's sessions for the first week

Medical details




Admission form: allergies, medical details, intolerances
and medication

Throughout the year please keep us informed about any on-going medical
conditions or allergies

Communication methods



School email:
admin@cliffordbridgeacademy.org



Studybugs 



Admission booklets

Admission booklets contain all essential information we need to admit your child

Admission forms must be returned
ASAP or no later than FRIDAY 28th June

Summer home learning challenge



All about me

A collage about your child for them to share with their new friends and teachers.

- Please include photographs, pictures, memories
- One side of card

Ideas to include on the collage

- Family
- Favourite toys/activities
- Favourite food
- Pets
- Things your child likes to do
- Something your child is good at
- Holidays



Any Questions?

