

Welcome to Clifford Bridge Academy



A booklet for children who are joining
Reception

This is a booklet made just for you and your family, to tell you all about what to expect when you start at Clifford Bridge Academy.

We look forward to you starting school with us in September!

Welcome to Clifford Bridge Academy-some information for the grown ups!

Home Visits

If your child is new to Clifford Bridge and has been to a different Nursery we will arrange a time with you when we can come and visit your child at home before they start in Reception. This is a lovely opportunity to come and meet you and your child at home and they can tell us all about themselves.

When we come to visit you, we will ask questions that will help us find out lots of information about your child.

Home visits will take place during June or July. We will be in touch with you to arrange a suitable time that we can come and meet you and your child.

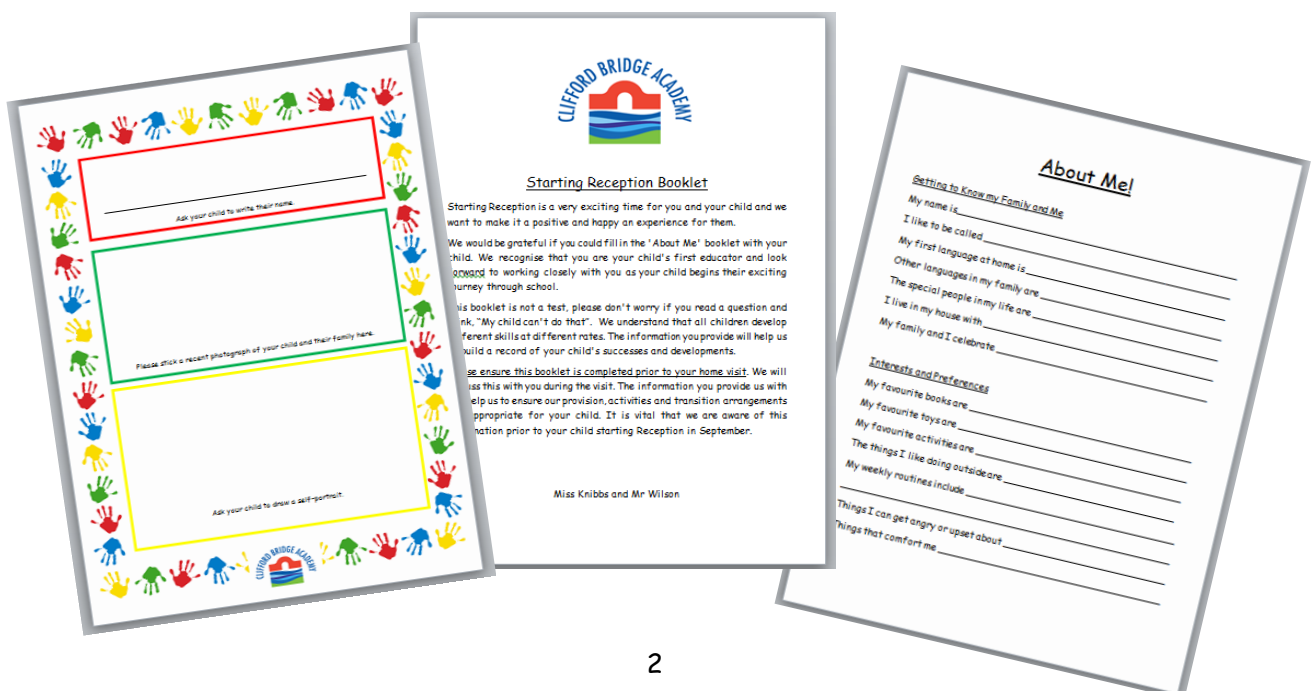
Note: Home visits are only necessary for children new to Clifford Bridge. Our current Nursery cohort will not require a visit.

School Visits

Before your child starts school in September, we will invite you in to meet us, to see their new classroom and to meet their new friends ready for September.

Starting Reception Booklet

We will be sending out a 'Starting Reception' booklet prior to your child starting school. The information you provide us with will help us to ensure our provision, activities and transition arrangements are appropriate for your child. It is vital that we are aware of this information prior to your child starting Reception in September.



Starting School

My First Day in Reception

On your first day in Reception you will be put into 2 smaller groups. We will make sure that you are in a group with some of your friends from Nursery or any other children that you might know from outside of school. Some of you might come in for the morning and some of you will come in after lunch. We will be sending out a letter to your grown-ups which will give the details of your first day at school.

On your first day your grown-up will take you to your classroom and help you put your bag and coat away. Then you will be able to give them a big hug and say good-bye. Don't worry though, your grown-up always come back at the end of the day for big cuddles and to find out all that you have been getting up to!

On your second and third day at school you will get to meet everyone in your class. On these days you will stay all morning and on the third day you will have lunch at school (we will tell you more about lunch time later in this book). After lunch, your grown-ups will come and pick you up and take you home.

After those three days, you will then be staying at school for the whole day. This booklet tells you about all the amazing activities that you will be going to do when you are at school.

The first few weeks can be tiring and bewildering even if your child is used to Nursery or being with a childminder. Don't worry if your child becomes upset; we are used to dealing with this situation. Children usually stop crying quickly and we can phone you to reassure you later in the session.

The School Day

In Reception children come into school at 8.45am.

After this time, you will need to be brought into school through the main entrance (office) and will be marked late. Children are collected from school at 3.15pm and you should be collected from the Reception outdoor area gates.

Monday 5 th September 2022	Tuesday 6 th September 2022	Wednesday 7 th September 2022	Thursday 8 th September 2022	Friday 9 th September 2022
INSET No children are in school today	INSET No children are in school today	Reception in – half day Half in am Half in pm	All in 8:45- 11.45	All in 8:45- 12:45 Staying for lunch
Monday 12 th September	Tuesday 13 th September	Wednesday 14 th September	Thursday 15 th September	Friday 16 th September
Reception in for full days (8.45-3.15)				
*This is the best fit transition. It may not be right for everyone. We will work with you and your child to make sure that they have the best and most positive start to school.				

We will be writing to you nearer the time to give you the exact times and session that your child will be in school for and to also invite you all for a stay and play session in your new classrooms.

Our transition to completing a full school day is quick as we know that lots of children will have been in Nursery for full days and will be ready to stay for a full day at school from September. This may not work for all children and for some this process may be too quick and too much. You will have the opportunity to talk through this transition process during your home visit or at the parents meeting.

A typical day in Reception in **September**:

8.45/9.00	We arrive in our reception classes. An early morning learning activity is available such as name writing.
9.00	Registration and activate
9.05	Carpet time e.g. phonics, reading or writing.
9.25	A mixture of child-led learning and adult directed activities
11.15	Carpet time e.g. mathematics focused learning
11.35	We wash our hands and prepare for lunchtime
11.45	LUNCH TIME
12.45	Registration and activate
1.00	Carpet time e.g. theme focused learning based around the topic of the week
1.20	A mixture of child-led learning and adult directed activities
2.40	Carpet time e.g. songs, stories or circle time. We prepare bags, coats and belongings ready for home time
3.00/3.15	HOME TIME

Carpet Time

Carpet time takes place four times a day for up to twenty minutes; twice in the morning and twice in the afternoon. These sessions are times when the whole class comes together usually on the carpet area for an activity. These sessions are interactive and playful in nature. They can focus on any of the areas of learning and provide you with skills, support and inspiration for you to take into your play.

Uniform

We are keen for you to wear school uniform (which must be clearly named) as uniform provides smart, practical clothing which is not too expensive. Our uniform supplier is Cat Ballou.

Our uniform consists of

- ✓ Grey or black trousers, skirt or dress
- ✓ White polo shirt or blouse
- ✓ Red cardigan or sweatshirt with school logo.
- ✓ Black shoes (Velcro fastenings please!)

As we often organise messy activities in Reception, you need to feel comfortable and know that it is not a disaster if you accidentally spill paint or glue on your clothing. We do have some spare clothes to lend you if your clothes get wet. However, donations are most welcome! Our school office sells school badges which can be sewn onto jumpers and T shirts as well. The current cost is £1.00 per badge.



As we play outside in the outdoor area every day, you will need a waterproof coat, gloves and a woolly hat in the winter. You will also need to have a named pair of wellington boots that can be kept in school at all times. In the summer you need to wear a sun hat and clothes that keep your neck and shoulders covered. Your shoes need to be comfortable and easy to fasten e.g. Velcro.



Please do not wear jewellery or bring toys to school in case they get lost or broken.

*We cannot emphasise enough the importance of naming everything. It is far easier to locate a missing jumper in the classroom if it is named! Also remember to put a name label in shoes and wellies as many children often have similar ones.

Please also make sure you bring a named water bottle (water only). Please make sure you have a named book bag which can also be obtained from Cat Ballou.

School Dinners

You can either have a hot school dinner or you can bring your own packed lunch. Please note; chocolate bars, sweets and fizzy drinks are not permitted in lunchboxes. School dinners are free for children in Reception. However, we do ask your grown-ups if they can decide at the beginning of the term if you will be having school dinners or packed lunches. Please make the office aware of any dietary requirements and your specified lunch preference (packed lunches or school dinners).



Toileting

Before you begin Reception please ensure that you can use the toilet on your own, including wiping yourself and washing your hands. The toilets in our Reception are easily accessible for you to use.

If you do have accidents, staff will help you to change your wet clothes. If you should soil yourself we will help you to change but if it should happen again in the same day we would call your grown-ups to come and collect you as this may be a sign that you are unwell.

IMPORTANT INFORMATION

INFECTIONS

PLEASE DO NOT COME TO SCHOOL IF YOU HAVE:

1. Sickness) Please stay at home
)
2. Diarrhoea) for at least 48 hours following these
3. A heavy cold and runny nose
4. Persistent cough
5. Infectious illness e.g. chicken-pox, mumps, German measles etc.
6. Head lice

If you are absent for any reason your grown-ups will need to contact the school by phone on

02476 451720, by letter or by email – admin@cliffordbridge.coventry.sch.uk

**It is important that we can always contact parents in cases of emergency.
Please inform school immediately if your telephone number changes.**

CAR PARKING

To ensure the safety of your child

Please do not bring your car into the school car park

Voluntary Contribution

Reception education is provided free of charge, however we do have a voluntary 'Reception Fund' of £5 per half term. The contribution enables us to buy ingredients for cooking, other resources such as **food colouring, tissues, ingredients and bubble bath** etc. This can be given half termly (£5 six times a year), termly (£10 three times a year) or yearly (£30 a year). Thank you!

Free milk is available and we encourage all children to access this each day.



The Early Years Curriculum

In September 2021 a new Early Years Statutory Framework and curriculum guidance was introduced. For us at Clifford Bridge this felt like a big opportunity to modify our practice and continue to develop all the things that we believe are so brilliant about Early Years at Clifford Bridge

Our Early Years Foundation Stage curriculum is organised to take care of and develop the whole child and not just their academic learning. Our EYFS curriculum is split into 7 areas of learning, 3 prime areas and 4 specific areas.

- Personal, Social and Emotional Development
- Physical Development
- Communication and Language
- Literacy
- Mathematics
- Understanding the World
- Expressive Arts and Design

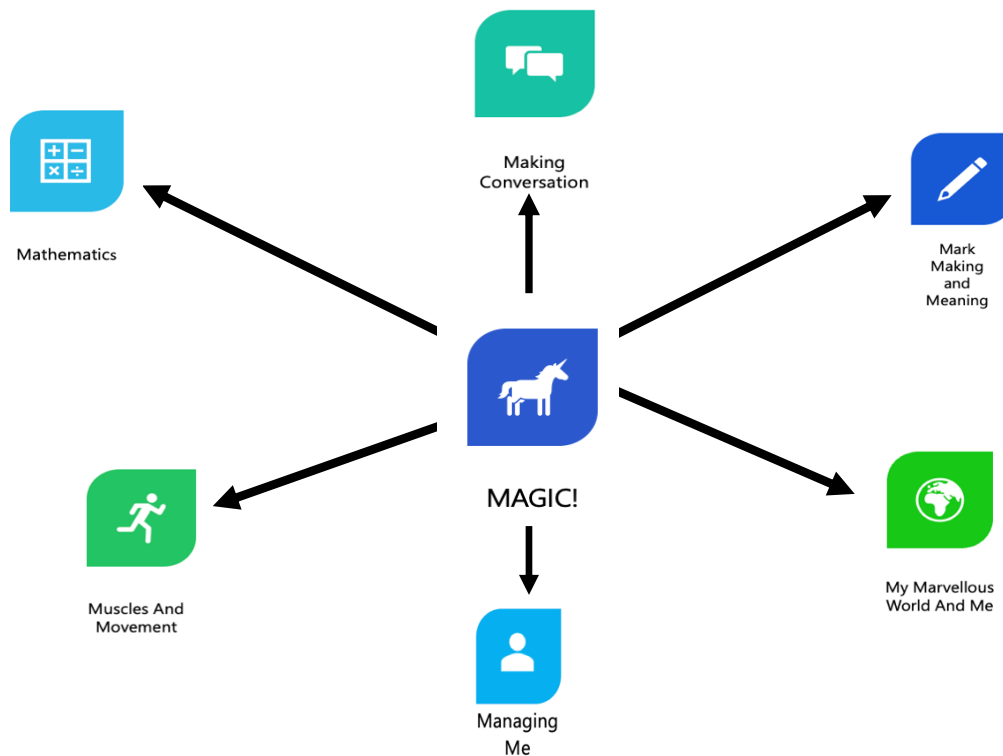
Our EYFS curriculum also includes the **Characteristics of Effective Learning**. These focus not on what children know but **how** children learn.

- **Playing and Exploring** – our children investigate and experience things and events around them and ‘have a go.’
- **Active Learning** – our children concentrate and keep trying if they experience difficulties, as well as enjoying what they achieve.
- **Creating and Thinking Critically** – our children have and develop their own ideas, make links between different and experiences and develop strategies for doing things.

The Ms

At Clifford Bridge this is just the start. We have designed our own bespoke curriculum that encompasses the 7 areas of learning and the characteristics of learning in an engaging and exciting curriculum that we call **The Ms**.

More information on the EYFS Curriculum will be available from September



We prioritise **making conversation** and learning to communicate, teach and support children to **manage** themselves and their friendships, **mark making** and understanding the **meaning** of marks, developing secure early **mathematical** skills, exploring the **marvellous world** around them, and giving children the opportunities to use and develop their **muscles and movement**.

Magic is at the heart of all we do, making sure that our children are engaged and excited in all their learning. This does not mean we will be teaching your children card tricks but that we find engaging and exciting ways to introduce topics and themes to your children. This could be anything from building Superhero dens in Nursery to finding a beanstalk has grown in one of the Reception classrooms as part of their learning about Jack and the Beanstalk.

Learning Journals-Tapestry Online



Your 'Learning Journal' celebrates all your fantastic experiences in school. Over time it will tell a story about you – all your learning, your friends, and the experiences you enjoy sharing with others.

Staff observe everyone at play because it helps us to understand and support your individual wellbeing and development. We really get to know you as unique people with special skills, interests and ideas. The more we understand about you, the better we can support you in the way that is right for you. We hope that we can work together with you and your grown-ups to build this Learning Journal as a record of your Early Years. Once your grown-ups have completed your Tapestry Online User Agreement they will be emailed with a log in. Your grown-ups will then be able to access your Learning Journal whenever they would like to. Separate accounts can also be created for grandparents or parents living away from home or overseas.

We strongly encourage your grown-ups to contribute and look through your Learning Journal on a regular basis. We also encourage them to talk to you about your Learning Journal and feel free to add special events or other things of significance.

At this age, so much happens so quickly and we would love to hear about events, activities or achievements which can be put into your Learning Journal! When you tell us about yourself or your grown-up shares some exciting news, a clearer picture unfolds and together we can plan more effectively to help your learning and development. Grown-ups-feel free to write us a note, have a chat to a member of staff or for your child to bring in a photo, drawing or souvenir to share with us.

If you would to contact us or have any comments or queries please do so on the email address below.

Our school email address is:

admin@cliffordbridgeacademy.org

Reading Books and Sight Vocabulary

Sharing books, listening to stories and looking at pictures is an important part of learning to read. At the start of the year, you will bring home reading books to share and discuss at home. Initially, these will have little or no words. These books are designed to help you hold a book the correct way, turn the pages from right to left and begin to use picture cues to understand the story. Once you can recognise and blend sounds into words you will start to bring increasingly more difficult reading books home to read to your grown-ups. You will have a reading diary, please get your grown-ups to sign and note any comments about any reading you do with them at home.

Once you are ready we will start reading in groups. We call this 'Guided Reading'. This is where around six children will read with either a teacher or a teaching assistant. These sessions are focussed around both word reading and discussing the book to check we understand what we are reading. These skills are equally important and you need both to be a really good reader.

It is expected that you will read at home each night with an adult. This does not have to be for long and should be a fun experience for all concerned! Don't feel you need to read the whole book – a few pages which you really chat about is far better than rushing through a book and not enjoying it.

Reading books will be changed once during the week and if it has been read again on a Friday. If you have completed your reading book before these days it is useful to re-read the book to increase fluency and understanding. Once you have re-read your reading book you may want to share a story of choice with your grown-up purely for enjoyment and love of reading! Please ask your grown-ups to contact a member of the Reception team if they feel your reading book is too easy or too difficult.



THINGS YOU CAN DO TO GET READY FOR SCHOOL


1. Talk and listen to each other
Sing songs and Nursery rhymes.
Play games with your grown-ups.
2. Can you...
 - Go to the toilet by yourself and wash and dry your hands?
 - Put on/take off your coat?
 - Put on/take off your shoes?
 - Hold and use scissors?
 - Hold a knife and fork to eat your dinner?
3. Read books with your adults.
Visit your local library.
Take care of your books.
4. Count regularly
E.g. How many buttons on your dress/shirt?
How many cups on the table?
5. Recognise different sizes
E.g. Large/small
Thick/thin
6. Talk about shapes and colours.
E.g. Sort and match objects.
7. Writing and Drawing
Write and draw and scribble using pens, crayons, felt tips and pencils.

There are some fantastic books and resources that you can use to begin talking about starting school.




This is a lovely game that can be found on the BBC Bitesize website. You can create your own character and choose what school uniform you are going to wear.


Over the page are some lovely books that you could use to start talking about starting school.



Lulu's First Day by Anna McQuinn




Lucy and Tom go to School by Shirley Hughes



Starting School by Janet and Allan Ahlberg



We are Welcome by Alexandra Penfold



Wiffy Wilson: The Wolf who wouldn't go to chool by Caryl Hart



BEFORE AND AFTER SCHOOL CLUB

We are pleased to be able to offer Kidco as our out of hours childcare provision.

The provision is open from Monday to Friday, offering the following provision:

Breakfast Club

- **7.45am – 8.30am**

After School Club

- **After School Session 1 – 3:15 – 4:45**
- **After School Session 2 – 3:15 – 5:45**

Holiday Club

- Hourly sessions or full day are available during some of the school holidays.

Please contact the team if you have any questions or wish to contact them about places in September.

Phone: 07713025329

Thank you for reading our Reception booklet. We hope that it has provided you with a clear picture of some of the things we do at Reception and put your mind at ease. If there is anything else you need to know, please do not hesitate to ask. Remember we can answer any queries prior to September via email.

The Early Years Team

Please remember:

- 1 Named wellington boots**
- 2 Named water bottle**
- 3 Named uniform**
- 4 Named book bag**
- 5 Named lightweight waterproof coat**
- 6 Named hat, gloves and scarf**
- 6 Reception fund**